

2019 Annual Report to the Township Board

April 1 2019 to March 31 2020

Department Roster

Chief: William Cleeves

Capitan: Greg Flewelling

Safety Officer: Ron Hnizda

MFR: Jim Young

F/F EMT Gail Holder

FF: Hannon Gross

FF: JC Holder

Assistant Chief : Craig Williams

Capitan: Dennis Dailey

FF: Dave Rickwalt

FF: Bill Kerns

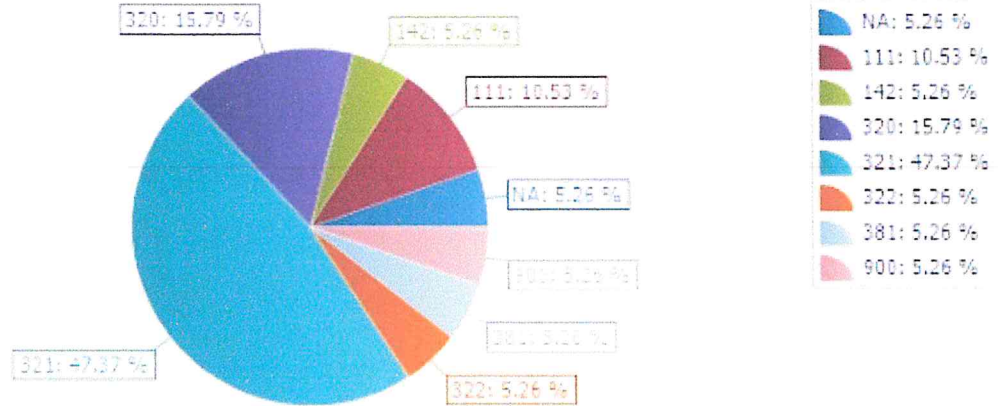
FF/EMT: Sarah Bohnsack

FF: Jeremiah Stewart

2019 Run Data



Incident Reports By Incident Type, Summary



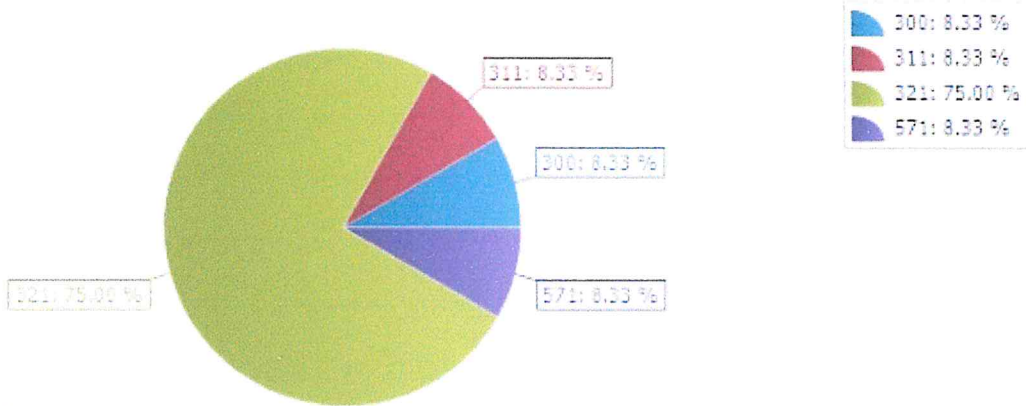
Incident Type	Total Incidents	Percent
INCIDENT TYPE was NOT specified	1	5.26%
111 - Building fire	2	10.53%
142 - Brush or brush-and-grass mixture fire	1	5.26%
320 - Emergency medical service incident, other	3	15.79%
321 - EMS call, excluding vehicle accident with injury	9	47.37%
322 - Motor vehicle accident with injuries	1	5.26%
381 - Rescue or EMS standby	1	5.26%
900 - Special type of incident, other	1	5.26%

Total Number of Incidents: 19

Total Number of Incident Types: 8



Incident Reports By Incident Type, Summary



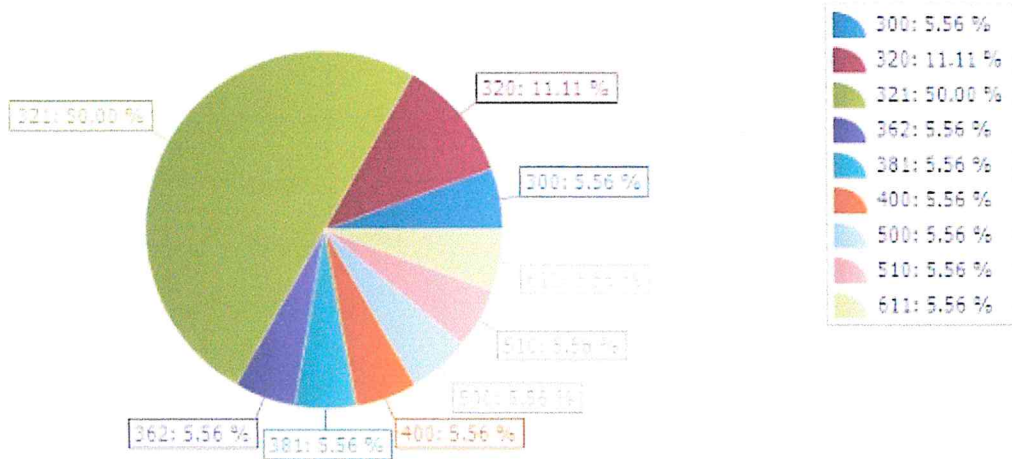
Incident Type	Total Incidents	Percent
300 - Rescue, EMS incident, other	1	8.33%
311 - Medical assist, assist EMS crew	1	8.33%
321 - EMS call, excluding vehicle accident with injury	9	75.00%
571 - Cover assignment, standby, moveup	1	8.33%

Total Number of Incidents: 12

Total Number of Incident Types: 4



Incident Reports By Incident Type, Summary



Incident Type	Total Incidents	Percent
300 - Rescue, EMS incident, other	1	5.56%
320 - Emergency medical service incident, other	2	11.11%
321 - EMS call, excluding vehicle accident with injury	9	50.00%
362 - Ice rescue	1	5.56%
381 - Rescue or EMS standby	1	5.56%
400 - Hazardous condition, other	1	5.56%
500 - Service Call, other	1	5.56%
510 - Person in distress, other	1	5.56%
611 - Dispatched & canceled en route	1	5.56%

Total Number of Incidents: 18

Total Number of Incident Types: 9

LYON TOWNSHIP FIRE DEPARTMENT, HIGGINS LAKE, MI 48627-0048

Basic/Fire Data Standard Report
For the Year of 2019

Printed: 03/16/2020

Field	Number	% of Total
From NFIRS - 1		
Incident Type - C1		
Fire		
Structure Fire		
111 Building fire	6	2.30%
112 Fires in structure other than in a building	1	0.38%
Mobile property (vehicle) fire		
130 Mobile property (vehicle) fire, other	1	0.38%
131 Passenger vehicle fire	1	0.38%
132 Road freight or transport vehicle fire	1	0.38%
Natural vegetation fire		
142 Brush, or brush-and-grass mixture fire	1	0.38%
143 Grass fire	1	0.38%
Rescue & Emergency Medical Service Incident		
Rescue, emergency medical call (EMS), other		
300 Rescue, EMS incident, other	12	4.60%
Medical assist		
311 Medical assist, assist EMS crew	2	0.76%
Emergency medical service (EMS) Incident		
320 Emergency medical service, other	21	8.00%
321 EMS call, excluding vehicle accident with injury	126	48.00%
322 Motor vehicle accident with injuries	9	3.40%
324 Motor vehicle accident with no injuries	3	1.10%
Search for lost person		
341 Search for person on land	1	0.38%
Rescue or EMS standby		
381 Rescue or EMS standby	35	13.00%
Hazardous Condition (No fire)		
Combustible/flammable spills & leaks		
410 Combustible/flammable gas/liquid condition, other	1	0.38%
412 Gas leak (natural gas or LPG)	1	0.38%
Chemical release, reaction, or toxic condition		
424 Carbon monoxide incident	4	1.50%
Electrical wiring/equipment problem		
440 Electrical wiring/equipment problem, other	2	0.76%
444 Power line down	12	4.60%
445 Arcing, shorted electrical equipment	2	0.76%
Service Call		
Service call, other		
500 Service Call, other	1	0.38%
Public service assistance		
550 Public service assistance, other	1	0.38%
551 Assist police or other governmental agency	2	0.76%
554 Assist invalid	3	1.10%

Field	Number	% of Total
From NFIRS - 1		
Service Call		
<i>Cover assignment, standby at fire station, move-up</i>		
571 Cover assignment, standby, moveup	2	0.76%
Good Intent Call		
<i>Dispatched and canceled en route</i>		
611 Dispatched & canceled en route	1	0.38%
<i>Wrong location, no emergency found</i>		
621 Wrong location	1	0.38%
622 No incident found on arrival at dispatch address	1	0.38%
<i>Steam, other gas mistaken for smoke</i>		
651 Smoke scare, odor of smoke	1	0.38%
<i>EMS call where party has been transported</i>		
661 EMS call, party transported by non-fire agency	1	0.38%
False Alarm & False Call		
<i>System or detector malfunction</i>		
733 Smoke detector activation due to malfunction	1	0.38%
735 Alarm system sounded due to malfunction	1	0.38%
736 CO detector activation due to malfunction	1	0.38%
Special Incident Type		
<i>Special type of incident, other</i>		
900 Special type of incident, other	2	0.76%
<i>Citizen complaint</i>		
911 Citizen complaint	1	0.38%
Total:	263	

LYON TOWNSHIP FIRE DEPARTMENT, HIGGINS LAKE, MI 48627-0048

EMS Data Standard Report

For the Year of 2019

Printed: 03/16/2020

Field	Number	% of Total
From NFIRS - 6		
Provider Impression/Assessment - D		
Abdominal pain		
15 Burns	1	100.00%
Total:	1	
Gender - E2		
1 Male	1	100.00%
Total:	1	
Race - F1		
1 White	1	100.00%
Total:	1	
Human Factors - G1		
G1_1 None	1	100.00%
G1_2 Asleep	0	0.00%
G1_3 Unconscious	0	0.00%
G1_4 Possibly Impaired by Alcohol	0	0.00%
G1_5 Possibly Impaired by Drugs	0	0.00%
G1_6 Possibly Mentally Disabled	0	0.00%
G1_7 Physically Disabled	0	0.00%
G1_8 Physically Restrained	0	0.00%
G1_9 Unattended Person	0	0.00%
Total:	1	
Other Factors - G2		
1 Accidental	1	100.00%
Total:	1	
Body Site of Injury 1 - H1		
4 Abdomen	1	100.00%
Total:	1	
Body Site of Injury 2 - H1		
1 Head	1	100.00%
Total:	1	
Body Site of Injury 3 - H1		
3 Thorax, includes chest and back, excludes spine	1	100.00%
Total:	1	
Body Site of Injury 4 - H1		
2 Neck & shoulder	1	100.00%
Total:	1	
Injury Type 1 - H2		
12 Burn	1	100.00%
Total:	1	

Field	Number	% of Total
From NFIRS - 6		
Injury Type 2 - H2		
12 Burn	1	100.00%
Total:	1	
Injury Type 3 - H2		
12 Burn	1	100.00%
Total:	1	
Injury Type 4 - H2		
12 Burn	1	100.00%
Total:	1	
Cause of Illness/Injury - H3		
33 Scalds/other thermal	1	100.00%
Total:	1	
Procedures Used - I		
I1 Airway Insertion	0	0.00%
I2 Anti-shock Trousers	0	0.00%
I3 Assist Ventilation	0	0.00%
I4 Bleeding Control	0	0.00%
I5 Burn Care	1	25.00%
I6 Cardiac Pacing	0	0.00%
I7 Cardioversion (defib) Manual	0	0.00%
I8 Chest/Abdominal Thrust	0	0.00%
I9 CPR	0	0.00%
I10 Cricothyroidotomy	0	0.00%
I11 Defibrillation by AED	0	0.00%
I12 EKG Monitoring	1	25.00%
I13 Extrication	0	0.00%
I14 Intubation (ETGA)	0	0.00%
I15 Intubation (ET)	0	0.00%
I16 IO/IV Therapy	1	25.00%
I17 Medications Therapy	0	0.00%
I18 Oxygen Therapy	1	25.00%
I19 OB Care/Delivery	0	0.00%
I20 Prearrival Instructions	0	0.00%
I21 Restrain Patient	0	0.00%
I22 Spinal Immobilization	0	0.00%
I23 Splint Extremities	0	0.00%
I24 Suction/Aspirate	0	0.00%
I25 No Treatment	0	0.00%
I26 Other	0	0.00%
Total:	4	
Safety Equipment - J		
J1 Safety/Seat Belts	0	0.00%
J2 Child Safety Seat	0	0.00%
J3 Airbag	0	0.00%
J4 Helmet	1	50.00%
J5 Protective Clothing	1	50.00%

Field	Number	% of Total
From NFIRS - 6		
J6 Flotation Device	0	0.00%
J7 None	0	0.00%
J8 Other	0	0.00%
J9 Undetermined	0	0.00%
Total:	2	
Cardiac Arrest - K		
K1 Pre-arrival Arrest	0	0.00%
K2 Arrest Witnessed	0	0.00%
K3 Bystander CPR	0	0.00%
K4 Post-arrival Arrest	0	0.00%
Total:	0	
Initial Level of Provider - L1		
2 EMT-B (Basic)	1	100.00%
Total:	1	
Highest Level of Provider on Scene - L2		
4 EMT-P (Paramedic)	1	100.00%
Total:	1	
Patient Status - M		
2 Remained Same	1	100.00%
Total:	1	
Pulse on Transfer - M		
1 Pulse on Transfer	1	100.00%
Total:	1	
Disposition - N		
1 FD transport to emergency care facility (ECF)	1	100.00%
Total:	1	

Printed: 03/16/2020

Incident Responses

Number of Incidents Without Exposures 263

Number of Exposures 0

 Number of Incidents by Station 263

Number of Incidents by Shift

 Number of Incidents - Shift 0 263

Number of Alarms 263

 Number of Alarms by Station 263

Aid Given or Received

 Given 7

 Received 2

Number of Casualties

 Injuries, Fire Service 0

 Injuries, Civilian 1

 Fatalities, Fire Service 0

 Fatalities, Civilian 0

2019 Meetings and trainings*

Department meetings only, not outside meetings.

LYON TOWNSHIP FIRE DEPARTMENT, HIGGINS LAKE, MI 48627-0048

Training/Meetings Topics Summary

01/01/2019 through 03/16/2020

Printed: 03/16/2020

<u>Topic</u>	<u>No. Attending</u>	<u>Topic Hrs:Min</u>	<u>Credit Hrs:Min</u>
BUILDING CONSTRUCTION	9	2:00	18:00
BUILDING MAINTANANCE	10	2:00	20:00
BUSINESS MEETING	114	22:10	253:00
COMMETTEE MEETINGS	18	4:00	36:00
COMMUNITY SERVICE	0	0:00	0:00
COUNTY MEETING	11	4:00	44:00
Department business Meeting	0	0:00	0:00
DRIVERS TRAINING	11	3:00	33:00
EQUIPMENT MAINTENANCE	49	10:00	98:00
EQUIPMENT TRAINING (NEW)	23	4:00	46:00
Fire Behavior	0	0:00	0:00
FIRE FIGHTER SURVIVAL	12	2:00	24:00
FIRE PREVENTION	0	0:00	0:00
Fire Suppression Systems	11	2:00	22:00
Fire Supression Training	11	2:00	22:00
Hazmat Training	10	3:30	35:00
I.C.S. UP DATE	0	0:00	0:00
Ice Rescue	21	4:00	42:00
MED CONTROL UPDATE	23	4:00	46:00
MEDICAL PRACTICAL	10	2:00	20:00
OFFICER MEETING & WORK DETAI	10	2:00	20:00
PRSO MEDICAL	0	0:00	0:00
PUBLIS SAFETY	9	2:00	18:00
PUMP OPERATIONS	11	2:00	22:00
ROPES AND KNOTS	10	2:00	20:00
SCBA	21	4:00	42:00
SCBA ANNUAL FIT TEST	11	2:30	27:30
SEARCH AND RESCUE	0	0:00	0:00
TERRORISM	11	3:00	33:00
TOOLS & EQUIP.	10	2:30	25:00
WILD LAND FIRE UP DATE	10	2:00	20:00
WORK DETAIL	17	5:00	42:30
Totals:	463	97:40	1029:00

Total number of topics is 32

LYON TOWNSHIP FIRE DEPARTMENT, HIGGINS LAKE, MI 48627-0048

Attendance Record for

DENNIS D DAILEY

01/01/2019 through 11/01/2019

Printed: 03/16/2020

CLASSROOM TRAINING

Date	Training Group	Topic	I/C Number	Start Time	Topics Hrs:Min	Pay Hrs:Min	Pts.	
01/10/2019		Ice Rescue	72- 6	19:00	2:00	2:00	0	
01/24/2019		MED CONTROL UPDATE	72-605	19:00	2:00	2:00	0	
03/14/2019		WILD LAND FIRE UP DATE		19:00	2:00	2:00	0	
03/28/2019		Fire Suppression Systems	00-655	19:00	2:00	2:00	0	
04/11/2019		FIRE FIGHTER SURVIVAL	00-655	19:00	2:00	2:00	0	
05/09/2019		TOOLS & EQUIP.	72-601	17:00	2:30	2:30	0	
06/13/2019		Hazmat Training		18:30	3:30	3:30	0	
08/08/2019		EQUIPMENT TRAINING (NEW)		19:00	2:00	2:00	0	
09/19/2019		TERRORISM	72-601	19:00	3:00	3:00	0	
10/17/2019		BUILDING CONSTRUCTION	72-601	19:00	2:00	2:00	0	
Total Topics: 10				Total Time/Pts:		23:00	23:00	0

PRACTICAL TRAINING

Date	Training Group	Topic	I/C Number	Start Time	Topics Hrs:Min	Pay Hrs:Min	Pts.	
01/12/2019		Ice Rescue		12:00	2:00	2:00	0	
01/31/2019		SCBA	72-601	19:00	2:00	2:00	0	
05/16/2019		Fire Supression Training	72-601	17:00	2:00	2:00	0	
06/20/2019		SCBA		19:00	2:00	2:00	0	
05/27/2019		PUBLIS SAFETY	72-602	19:00	2:00	2:00	0	
07/11/2019		SCBA ANNUAL FIT TEST	72-601	19:00	2:30	2:30	0	
07/25/2019		MEDICAL PRACTICAL		19:00	2:00	2:00	0	
08/15/2019		DRIVERS TRAINING		18:00	3:00	3:00	0	
08/22/2019		EQUIPMENT MAINTENANCE	72-607	16:00	2:00	2:00	0	
08/29/2019		PUMP OPERATIONS	65-1	19:00	2:00	2:00	0	
10/24/2019		EQUIPMENT TRAINING (NEW)		19:00	2:00	2:00	0	
Total Topics: 11				Total Time/Pts:		23:30	23:30	0

MEETING ATTENDED

Date	Training Group	Topic	I/C Number	Start Time	Topics Hrs:Min	Pay Hrs:Min	Pts.	
01/03/2019		BUSINESS MEETING	72-601	19:00	2:00	2:00	0	
02/07/2019		BUSINESS MEETING	72-601	19:00	2:00	2:00	0	
02/14/2019		EQUIPMENT MAINTENANCE		17:00	2:00	2:00	0	
03/07/2019		BUSINESS MEETING	72-601	19:00	2:00	2:00	0	
05/02/2019		BUSINESS MEETING	72-601	17:00	2:30	2:30	0	
06/06/2019		BUSINESS MEETING	72-601	19:00	2:30	2:30	0	
07/03/2019		BUSINESS MEETING	72-601	19:00	2:30	2:30	0	
08/01/2019		BUSINESS MEETING	72-601	19:25	2:10	2:10	0	
09/05/2019		BUSINESS MEETING	72-601	19:00	2:00	2:00	0	
09/11/2019		COUNTY MEETING	72-601	16:30	4:00	4:00	0	
10/03/2019		BUSINESS MEETING		17:00	2:30	2:30	0	
Total Topics: 11				Total Time/Pts:		26:10	26:10	0

WORK DETAIL

Date	Training Group	Topic	I/C Number	Start Time	Topics Hrs:Min	Pay Hrs:Min	Pts.
------	----------------	-------	------------	------------	----------------	-------------	------

Attendance Record for
 RONALD V HNIZDA
 01/01/2019 through 11/01/2019

Printed: 03/16/2020

WORK DETAIL

<u>Date</u>	<u>Training Group</u>	<u>Topic</u>	<u>I/C Number</u>	<u>Start Time</u>	<u>Topics Hrs:Min</u>	<u>Pay Hrs:Min</u>	<u>Pts.</u>	
03/21/2019		EQUIPMENT MAINTENANCE	72-602	19:00	2:00	2:00	0	
05/23/2019		BUILDING MAINTANANCE	72-601	19:00	2:00	2:00	0	
05/30/2019		WORK DETAIL		18:00	2:30	2:30	0	
09/12/2019		EQUIPMENT MAINTENANCE	65-1	19:00	2:00	2:00	0	
09/26/2019		COMMETTEE MEETINGS	72-601	19:00	2:00	2:00	0	
10/10/2019		WORK DETAIL	72-601	16:30	2:30	2:30	0	
Total Topics: 7					Total Time/Pts:	15:00	15:00	0

Total Sessions

<u>Classroom Training</u>	<u>Practical Training</u>	<u>Meetings</u>	<u>Work Details</u>	<u>Total</u>
10	10	11	7	38

2019 Apparatus Use

Printed: 03/16/2020

Resources

Average Distance, Station to Scene (Miles)	0
Average Distance, Station to Scene - Station	0
Gallons of Water Used	0
Gallons of Water Used by Station	0

Apparatus Used

	<u>Miles</u>	<u>Hrs:Min</u>	<u>Times Used</u>
600 Standby at Station	1.0	43:45	33
621 Gruman		0:00	0
623 Spartan/CSI	396.6	50:55	44
624 CSI	156.9	25:13	13
625 Ford Brush	34.3	10:43	6
625 BRUSH	34.3	10:43	6
627	146.4	17:52	11
631 AEV	1365.2	100:05	72
632 AEV	2738.8	160:03	130
640 GMC 5500	95.6	17:47	11
I.C I.C.S.POST		0:00	0
OTHER POV	37.8	18:07	10
OTHER Other Apparatus	37.8	18:07	10

Challenges for the future

1. Sustaining EMS, like everywhere in the Midwest and more we are trying to find ways to recruit personnel. Every service is low on personnel.

2. Increase public safety education for our residence.

3. We need to look at working with the building inspector, ordinance officer to create a fire code for our township.

4. Continue providing advanced trainings.

5. Grasp the new technology that has been scientifically proven; we have been doing it wrong for many, many years,

6. Be proactive on Firefighter cancer awareness

7. Be proactive on firefighter mental health.

8. Staying accident and injury free, like this year.